

# PLANNED EXPERIMENT ON INVESTIGATION OF 'HALF-BARE' ELECTRON TRANSITION RADIATION PROPERTIES ON 45-MeV CLIO FACILITY

S. Trofymenko<sup>1,2)</sup>, N. Shul'ga<sup>1,2)</sup>, N. Delerue<sup>3)</sup>,  
S. Jenzer<sup>3)</sup>, V. Khodnevykh<sup>3)</sup>, A. Migayron<sup>3)</sup>

<sup>1)</sup>NSC "Kharkiv Institute of Physics and Technology",

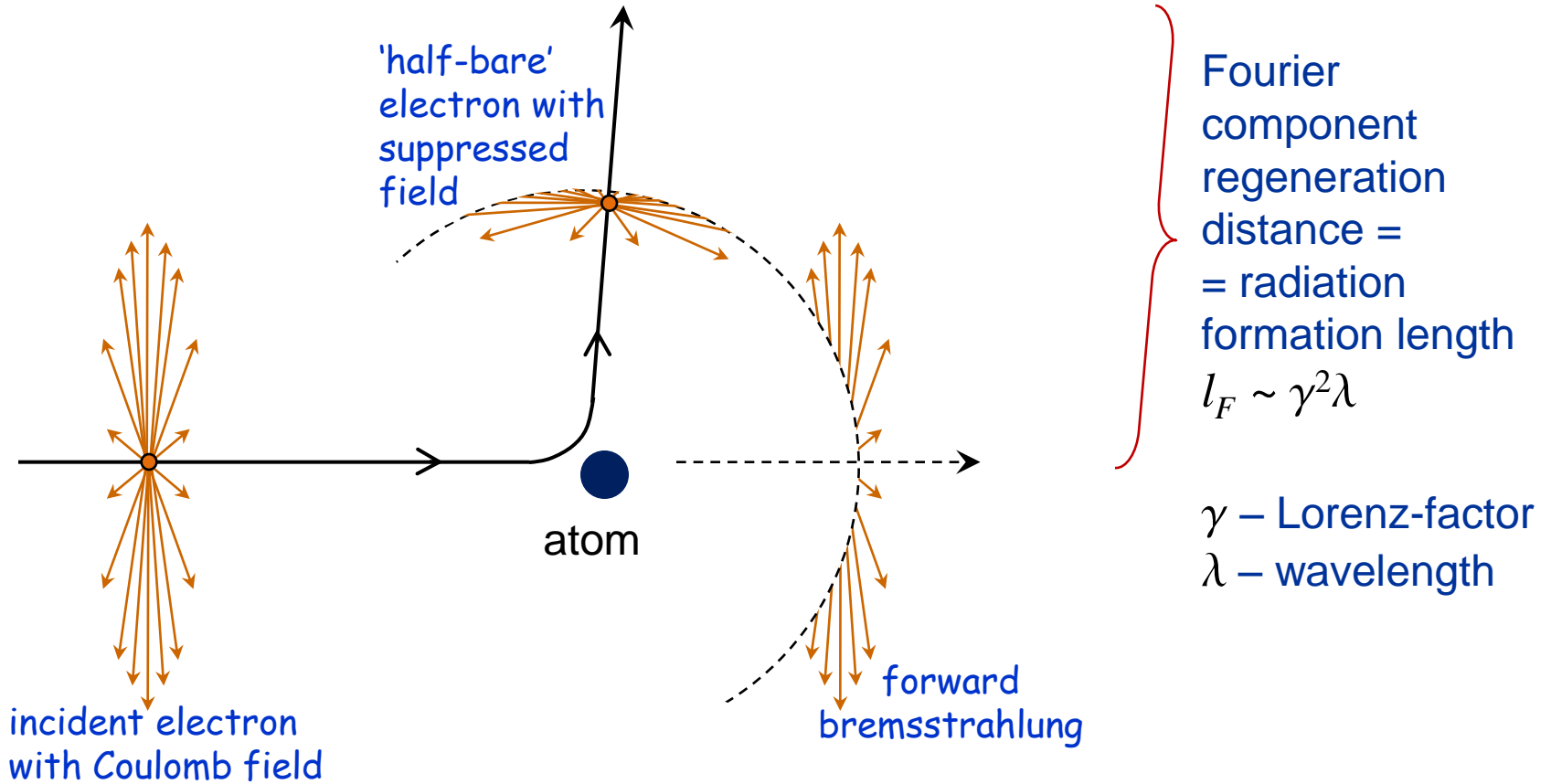
<sup>2)</sup>Karazin Kharkiv National University

Kharkiv, Ukraine

<sup>3)</sup>LAL, Universite Paris-Sud, CNRS/IN2P3, Universite Paris-Saclay,

Orsay, France

# ELECTRON 'UNDRESSING' AT SCATTERING



For photon energy  $\omega \sim 1$  MeV and electron energy  $E \sim 10$  GeV :

$l_F \sim 100 \mu\text{m} \gg$  electron mean free path

*E.L. Feinberg // Sov. Phys. JETP, 1966*

*E.L. Feinberg // Sov. Phys. Usp, 1980*

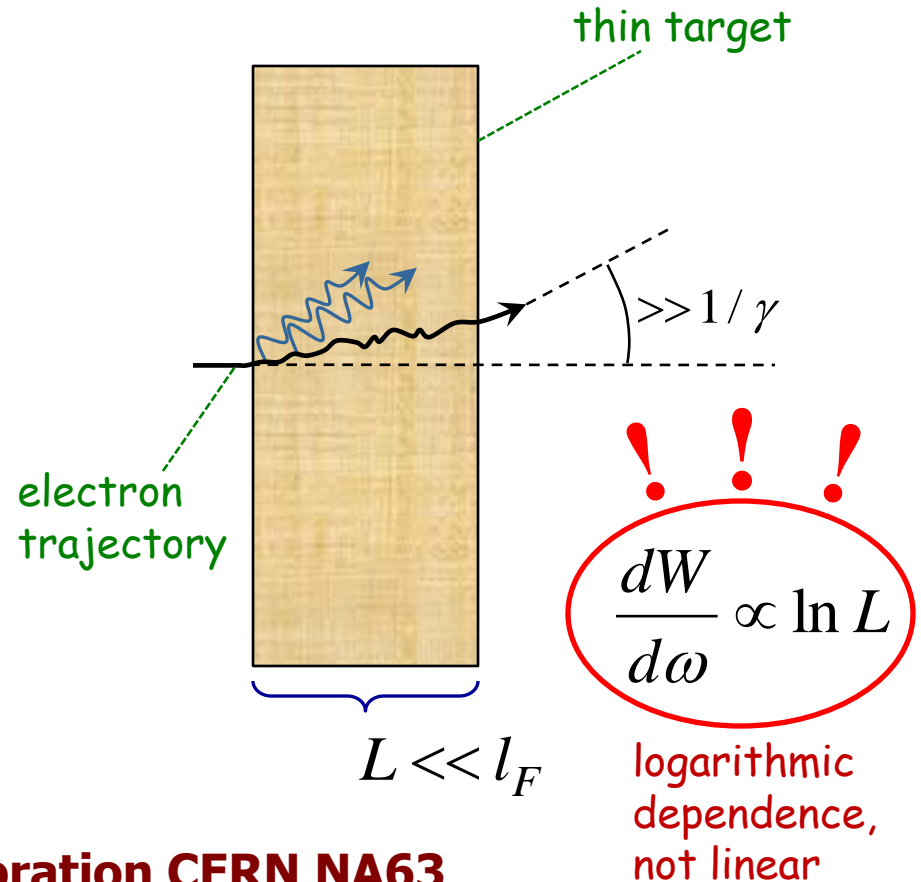
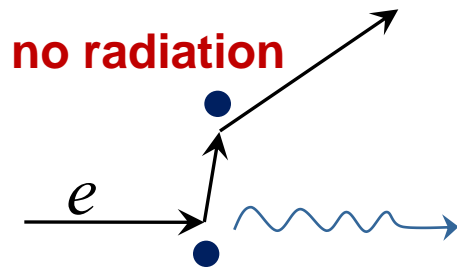
*N.F. Shul'ga, S.P. Fomin // Phys. Lett. A, 1986*

*A.I Akhiezer, N.F Shul'ga, 'High Energy Electrodynamics in Matter', 1996*

# "HALF-BARE" ELECTRON MANIFESTATION IN BREMSSTRAHLUNG (Ternovsky - Shul'ga - Fomin effect)

F.F. Ternovsky // JETP, 1960

N.F. Shul'ga, S.P. Fomin // JETP  
Lett., 1978

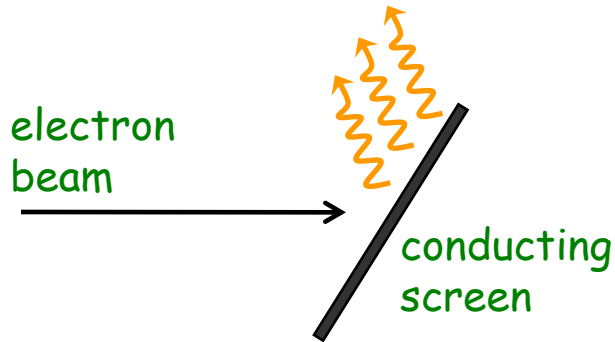


## Observed experimentally by collaboration CERN NA63

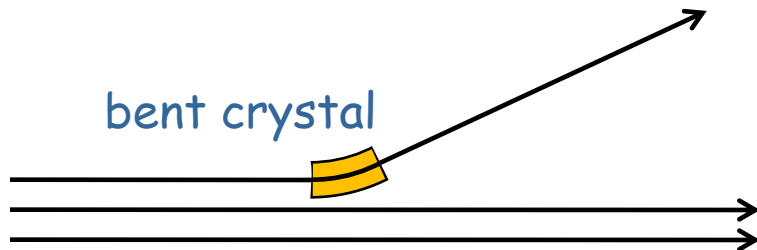
H.D. Thomsen, K.K. Andersen, J. Esberg, H. Knudsen, M. Lund, K.R. Hansen,  
U.I. Uggerhøj et. al. // Phys.Lett.B, 2009

U. Uggerhøj : '... we have seen the 'half - bare'  
electron !'

# TRANSITION RADIATION. DEFLECTED BEAMS



Extracted and deflected beams may be examples of 'half-bare' particle beams



**For 45 MeV electrons (CLIO)**  
in millimeter  
wavelength region

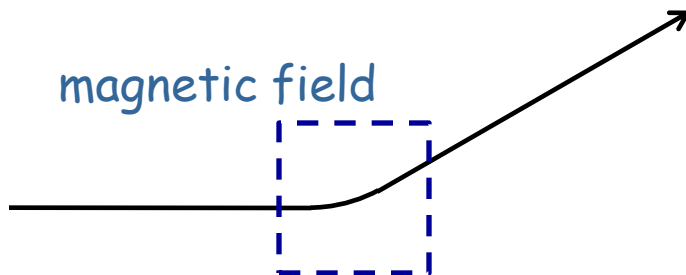
$$l_F \sim \gamma^2 \lambda \sim 8 \text{ m}$$

**For 10 GeV electrons**  
even in optical region

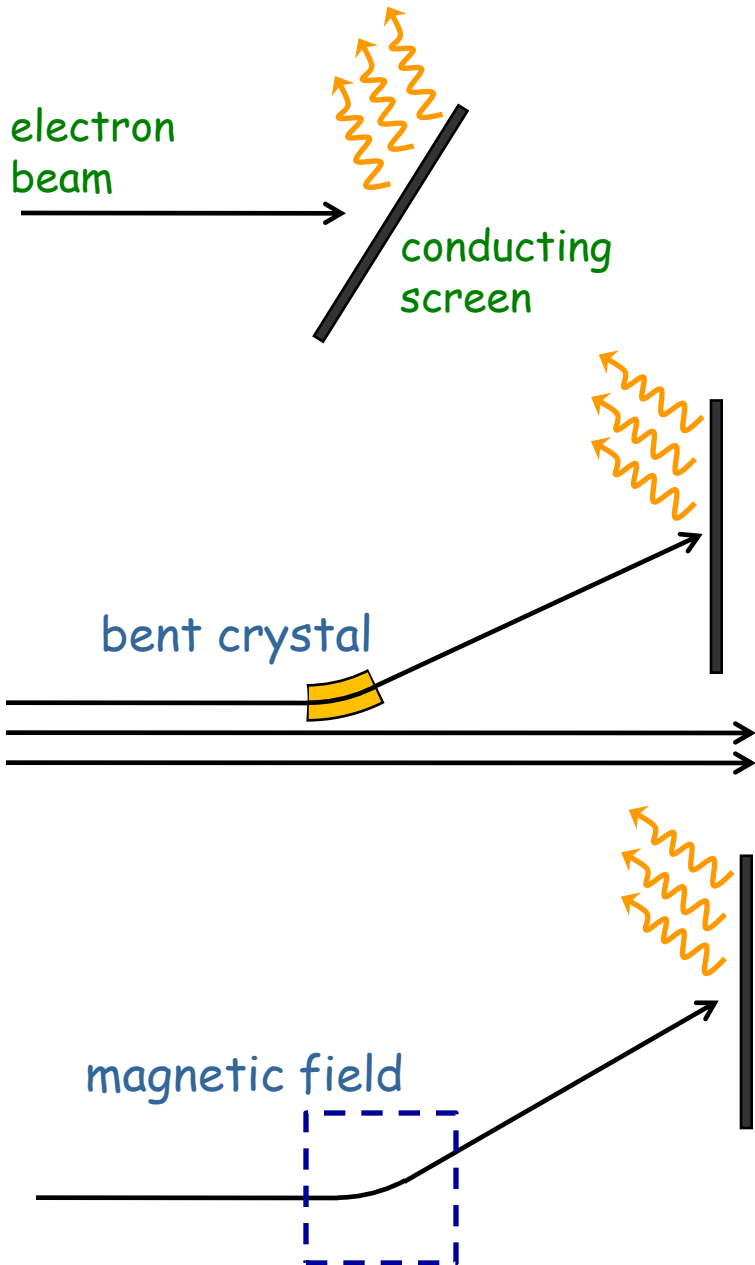
$$l_F \sim 200 \text{ m}$$

(in millimeter region

$$l_F \sim 400 \text{ km !})$$



# TRANSITION RADIATION. DEFLECTED BEAMS



Extracted and deflected beams may be examples of 'half-bare' particle beams

**For 45 MeV electrons (CLIO)**  
in millimeter  
wavelength region

$$l_F \sim \gamma^2 \lambda \sim 8 \text{ m}$$

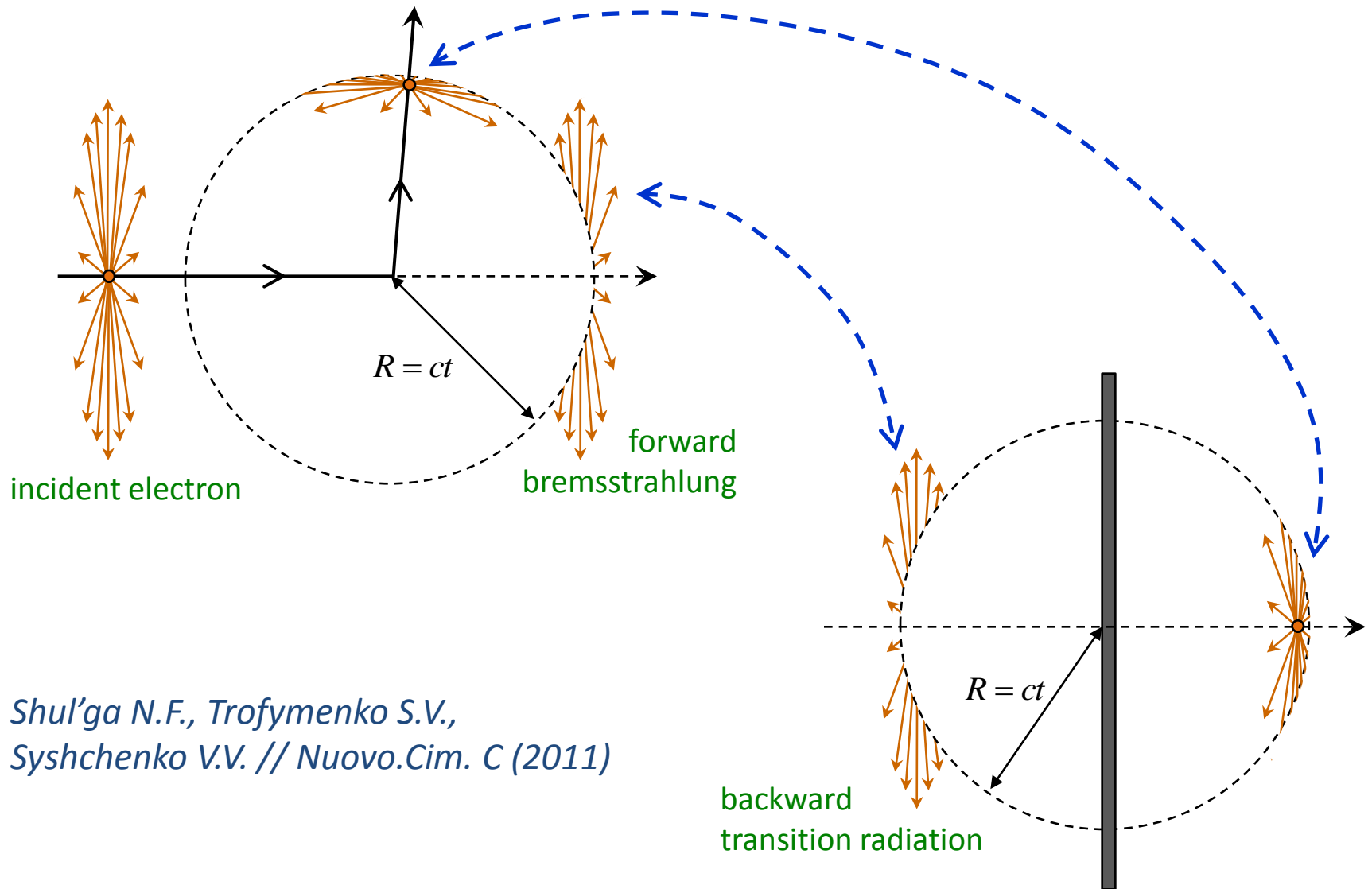
**For 10 GeV electrons**  
even in optical region

$$l_F \sim 200 \text{ m}$$

(in millimeter region

$$l_F \sim 400 \text{ km !})$$

# ANALOGOUS FIELD STRUCTURE IN TRANSITION RADIATION AND BREMSSTRAHLUNG PROCESSES

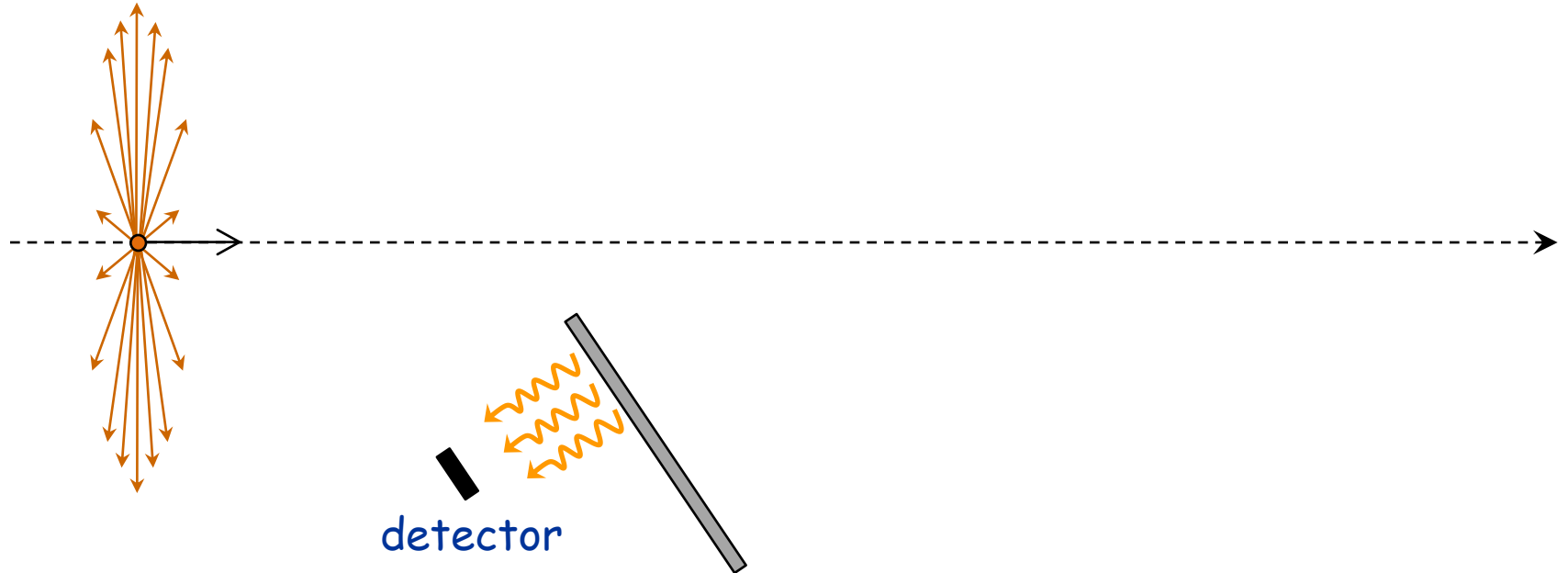


*Shul'ga N.F., Trofymenko S.V.,  
Syshchenko V.V. // Nuovo.Cim. C (2011)*

## “Half-bareness” in diffraction radiation:

*G. Naumenko, X. Artru, A. Potylitsyn et al. // J.Phys., 2010*

*G. Naumenko, Y. Popov, M. Shevelev // J. Phys., 2012*



## “Half-bareness” in optical fibers and Smith-Purcell radiation:

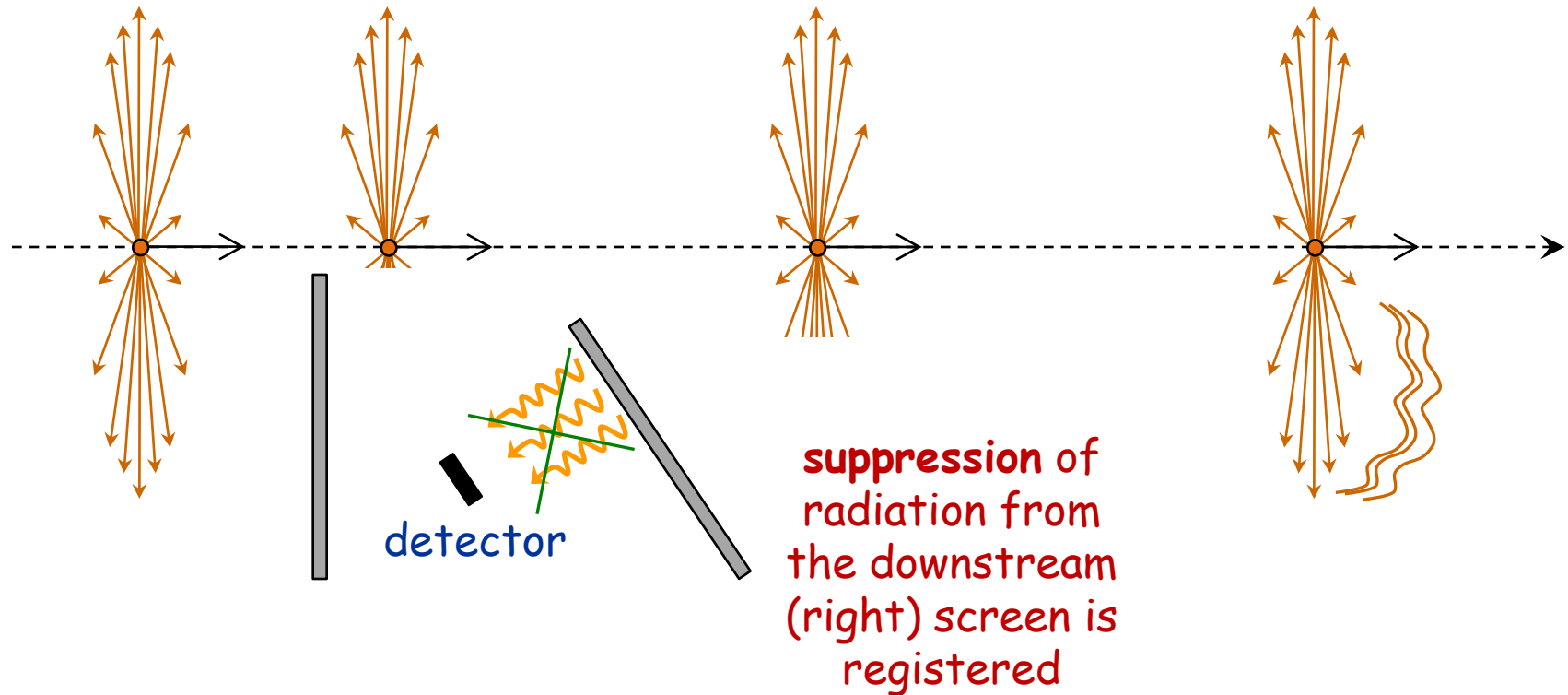
*X. Artru, C. Ray // NIM B, 2008*

*X. Artru // Il Nuovo Cim. C, 2011*

## “Half-bareness” in diffraction radiation:

*G. Naumenko, X. Artru, A. Potylitsyn et al. // J.Phys., 2010*

*G. Naumenko, Y. Popov, M. Shevelev // J. Phys., 2012*



## “Half-bareness” in optical fibers and Smith-Purcell radiation:

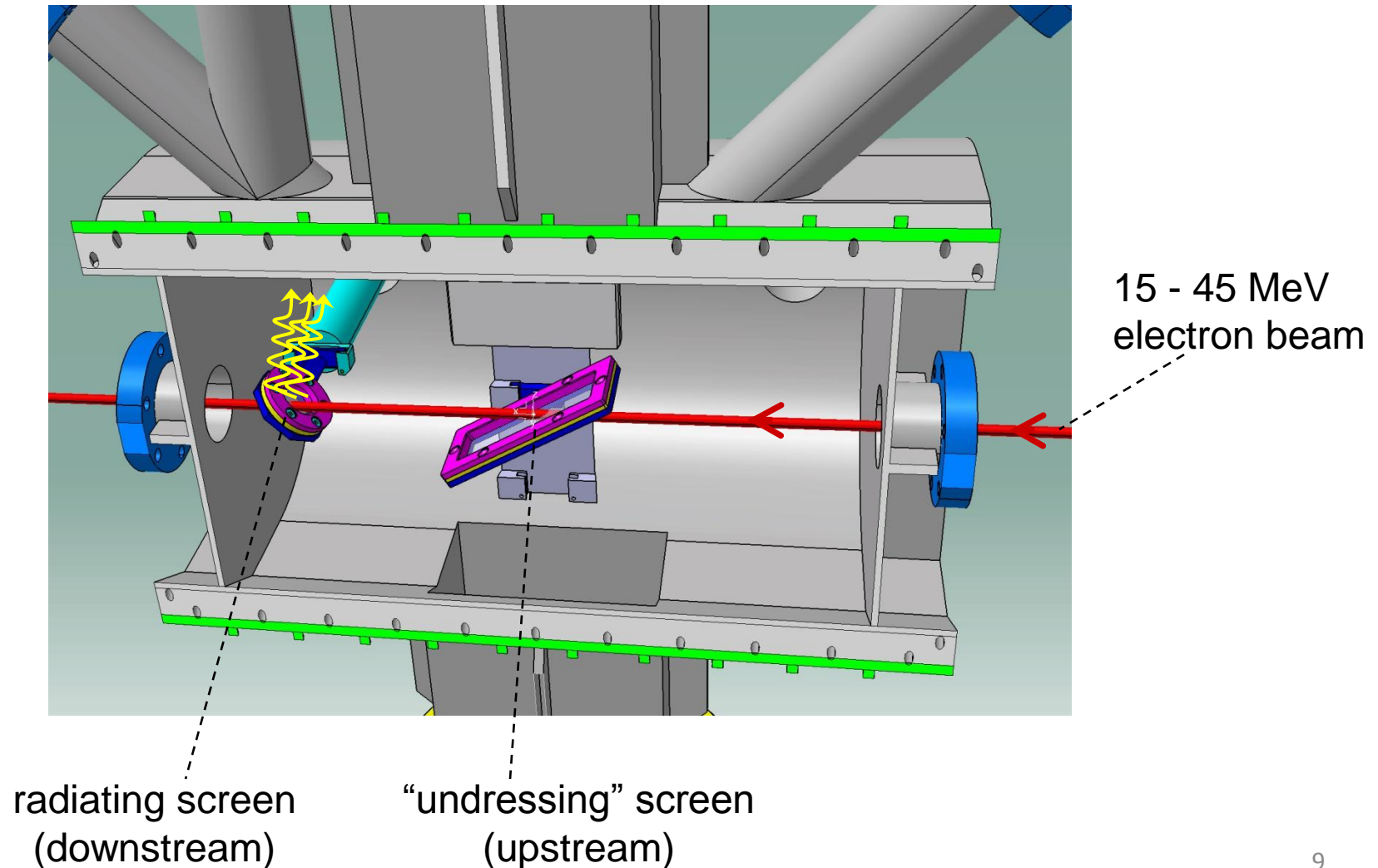
*X. Artru, C. Ray // NIM B, 2008*

*X. Artru // Il Nuovo Cim. C, 2011*



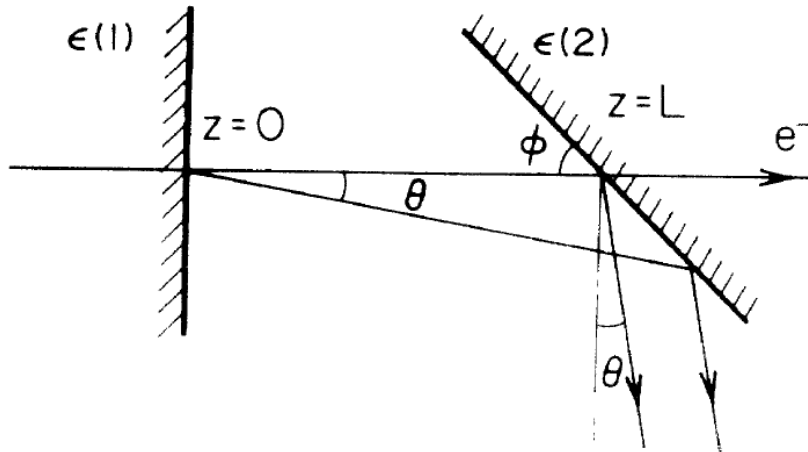
# EXPERIMENT ON HALF-BARE ELECTRON TR INVESTIGATION BEING PREPARED AT **CLIO**

*S. Trofymenko, N. Shul'ga, N. Delerue, S. Jenzer, V. Khodnevych,  
A. Migayron // J. Phys. (2017)*

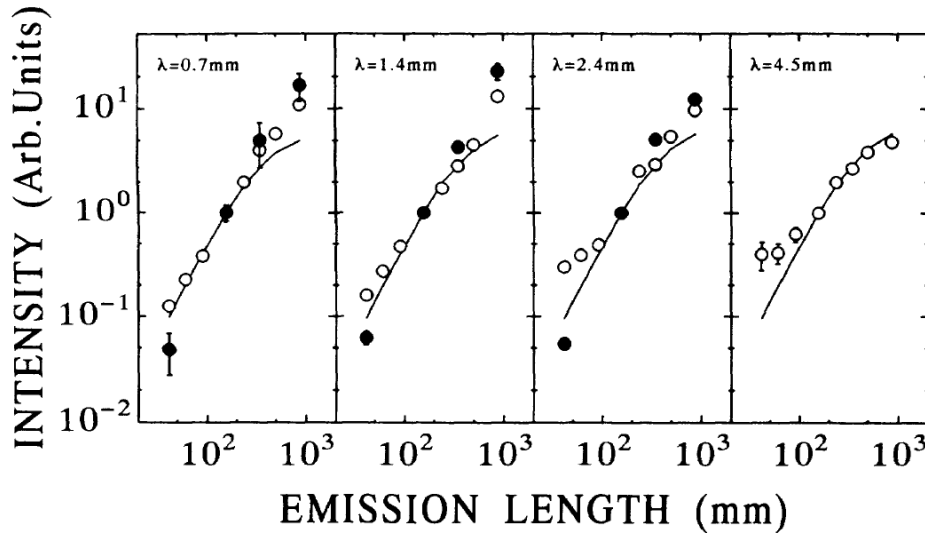


# EARLIER EXPERIMENT IN THE ANALOGOUS CONFIGURATION (150 MeV electrons)

*Y. Shibata, K. Ishi, T. Tokahashi et al. // Phys. Rev. E, 1994*

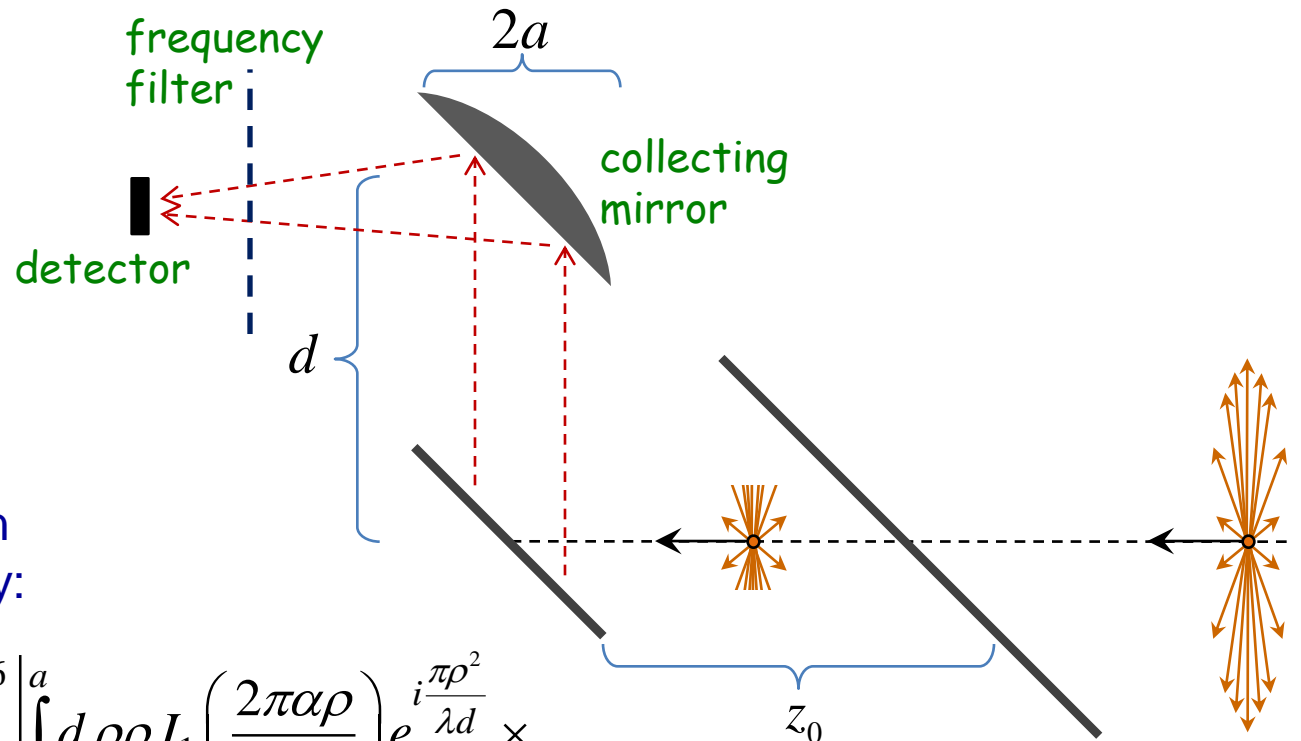


Signal increase with the increase of the distance between the screens was observed



No comparison with the signal in the case of the upstream screen absence was made

# EXPECTED SIGNAL AT CLIO



single electron radiation  
spectral-angular density:

$$\frac{d^2W}{d\lambda d\Omega} = \frac{2e^2}{\lambda^2 d^2 \pi} \left( \frac{2\pi}{\lambda} \right)^6 \left| \int_0^a d\rho \rho J_1 \left( \frac{2\pi\alpha\rho}{\lambda} \right) e^{i\frac{\pi\rho^2}{\lambda d}} \times \right.$$

$$\left. \times \int_0^\infty dx \frac{x^2}{x^2 + \gamma^{-2}} \left\{ 1 - e^{-i\pi z_0 (x^2 + \gamma^{-2}) / \lambda} \right\} \int_0^{R_2} dr r J_1 \left( \frac{2\pi xr}{\lambda} \right) J_1 \left( \frac{2\pi\rho r}{\lambda d} \right) e^{i\pi r^2 / \lambda d} \right|^2$$

total yield from the bunch:

$$\delta W = \int d\lambda d\Omega \frac{d^2W}{d\lambda d\Omega} f(\lambda) [n + n(n-1)F(\lambda)]$$

$J_1$  – Bessel function

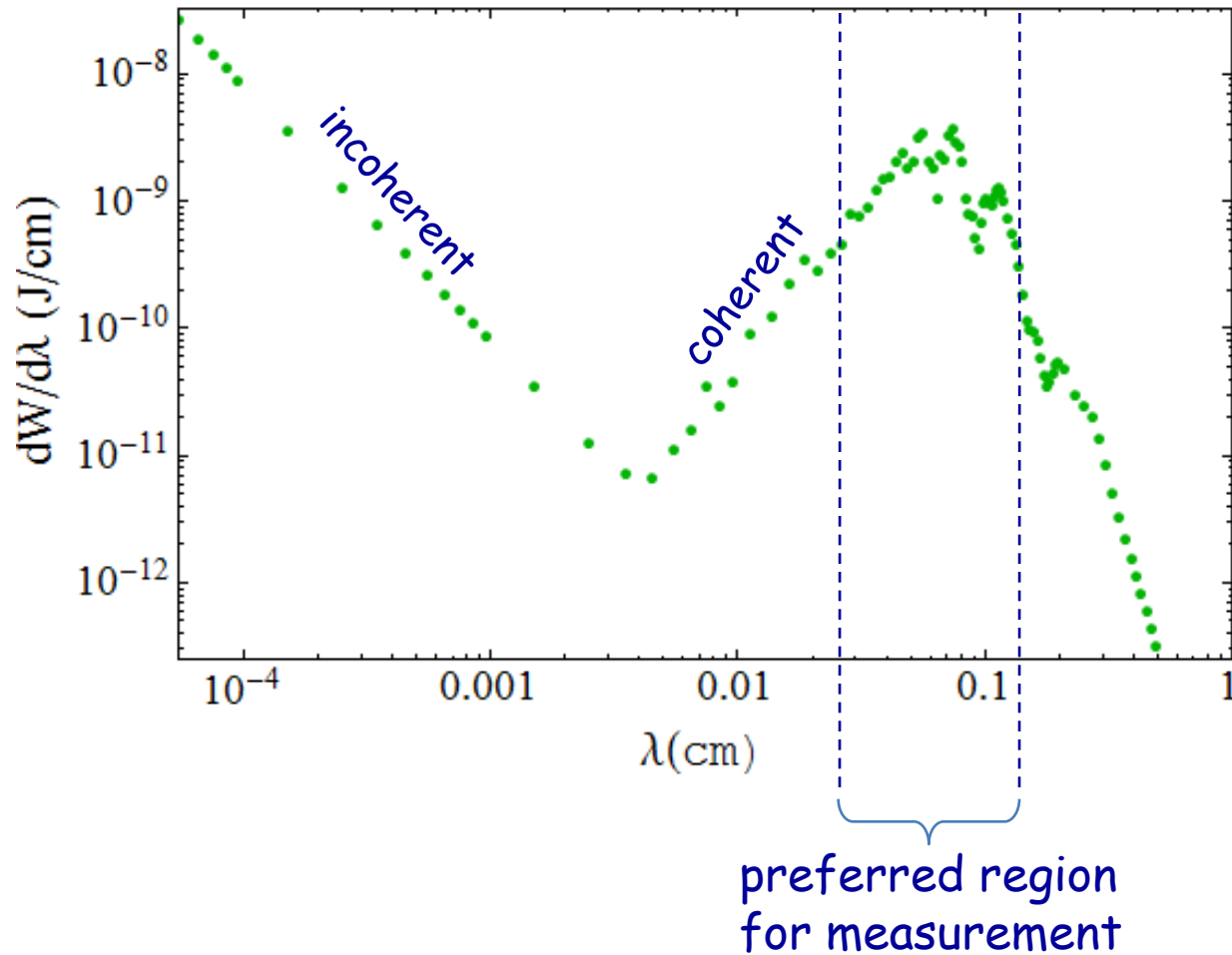
$n$  – number of particles per bunch

$F(\lambda)$  – bunch form-factor

$f(\lambda)$  – filter transmission function

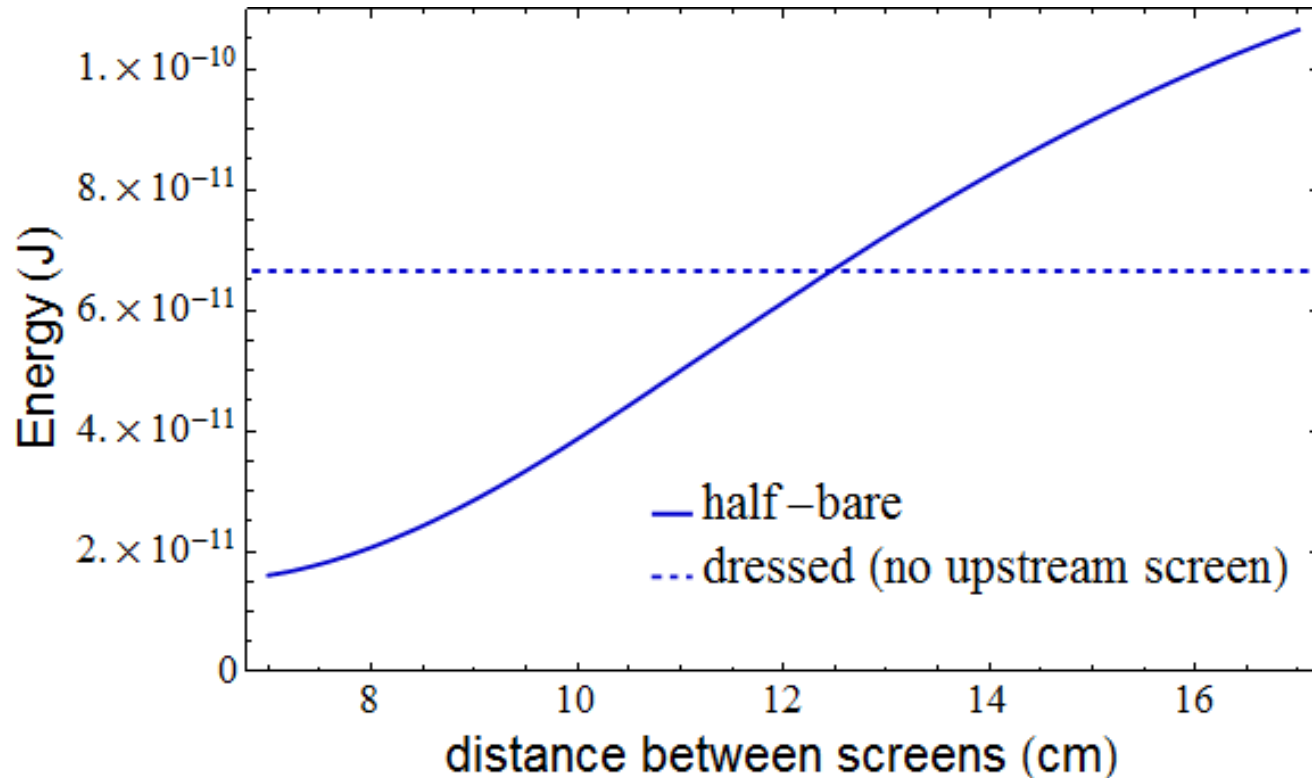
# EXPECTED SIGNAL AT CLIO (single bunch of 1 nC)

Radiation spectrum (no upstream screen)



## EXPECTED SIGNAL AT CLIO (single bunch of 1 nC)

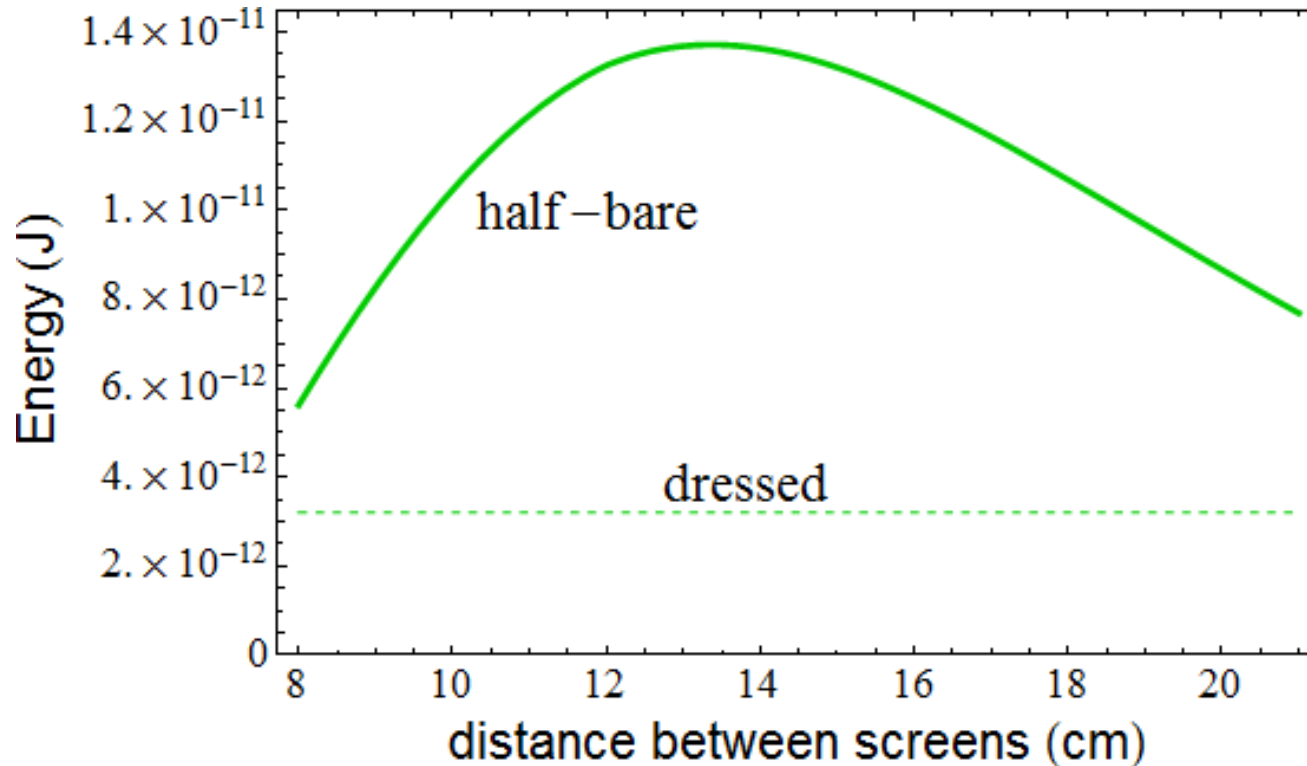
Dependence of the signal on distance between the screens **at 30 MeV**



Both the effects of signal **suppression and enhancement** comparing to the case of the upstream screen absence are expected to be observed

## EXPECTED SIGNAL AT CLIO (single bunch of 1 nC)

Dependence of the signal on distance between the screens at 12.5 MeV  
integration over wavelength range  $0.048 \text{ cm} < \lambda < 0.054 \text{ cm}$



The effect of **signal decrease** with the increase of distance between the screens is expected to be observed

# THEORETICALLY INVESTIGATED MANIFESTATIONS OF "HALF-BARE" STATE IN OTHER PROCESSES

1) Ionization energy loss in thin targets

2) Parametric X-ray emission in thin crystal

3)

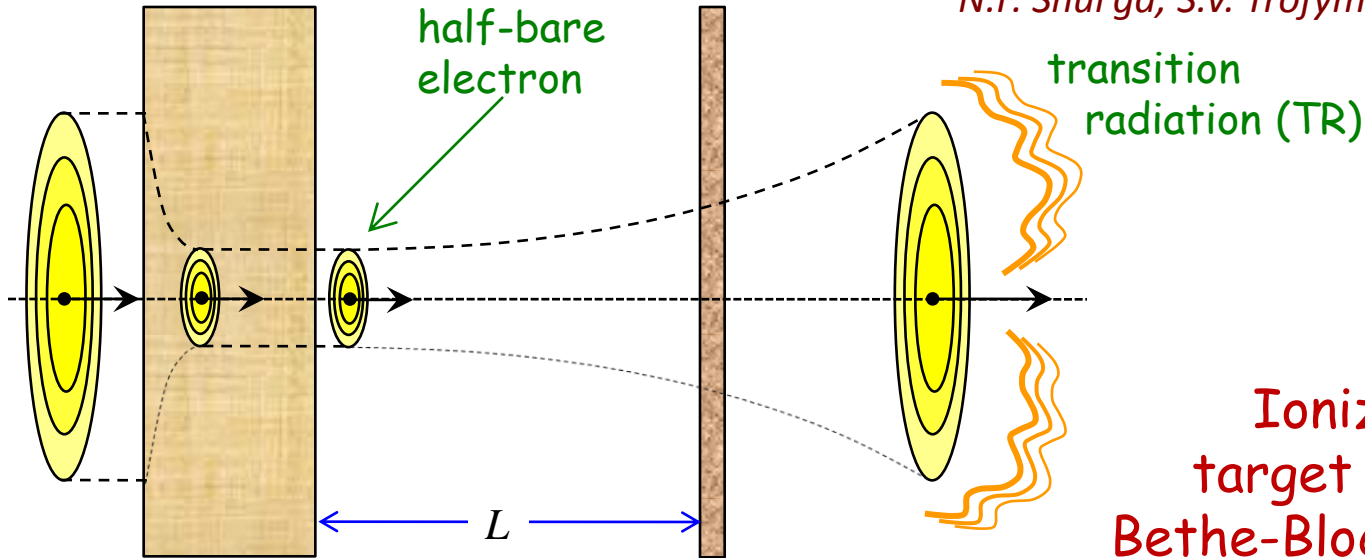
4)

...

} more examples in the report of S.P. Fomin

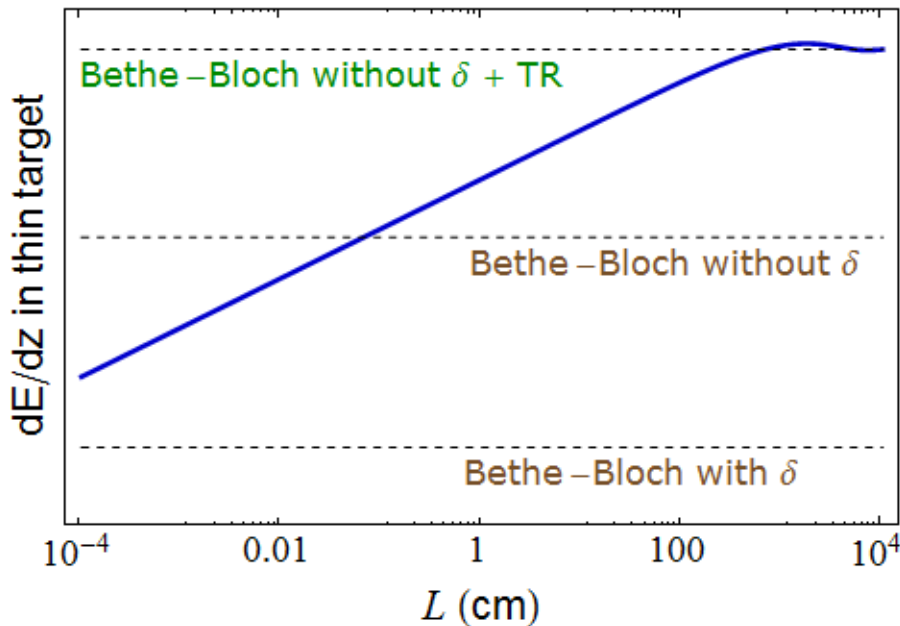
# HALF-BARE ELECTRON IONIZATION LOSS

*N.F. Shul'ga, S.V. Trofymenko // Phys. Lett. A, 2012*



**Ionization loss in thin target is not defined by Bethe-Bloch formula within macroscopically large range of  $L$**

For 50 GeV electron:



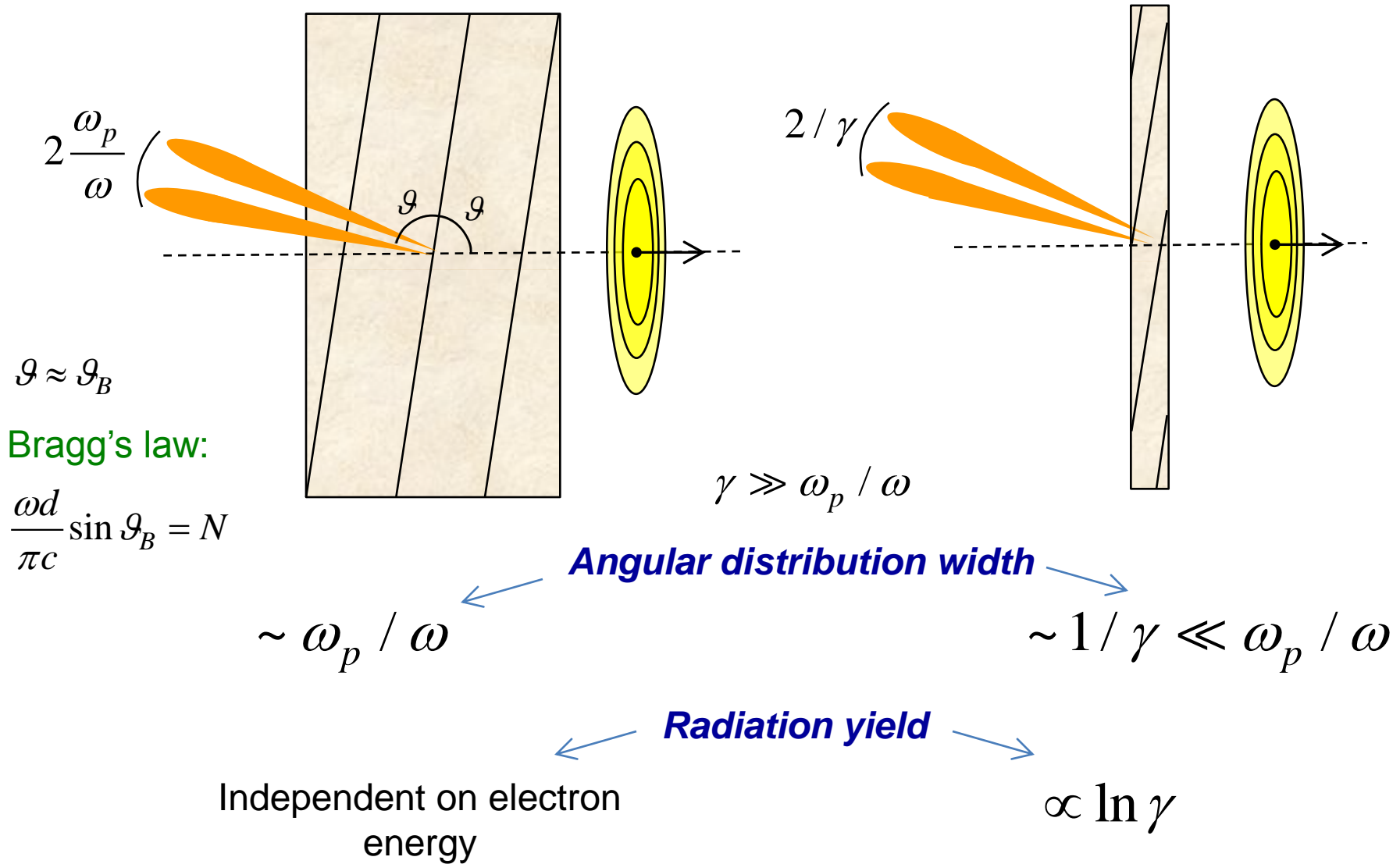
$\delta$  – density effect correction  
(ionization loss suppression due to polarization of substance)



# X-RAY EMISSION FROM THICK AND THIN CRYSTAL (PXR)

**Thick crystal** ( $d \gg 1 \mu\text{m}$ )

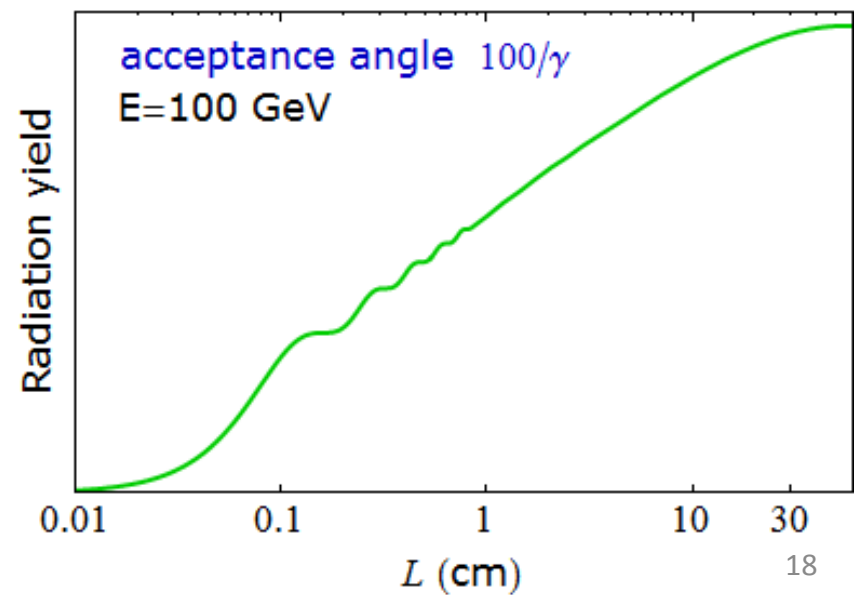
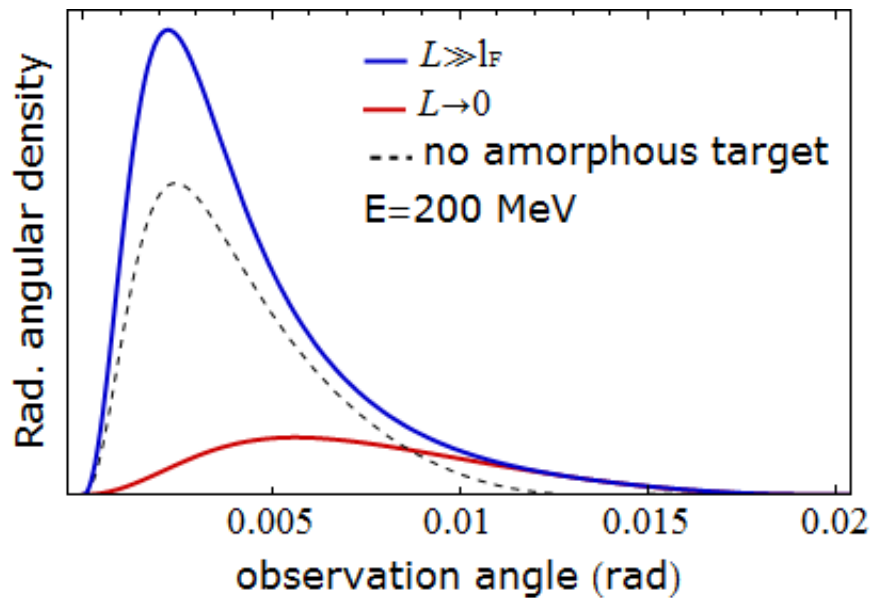
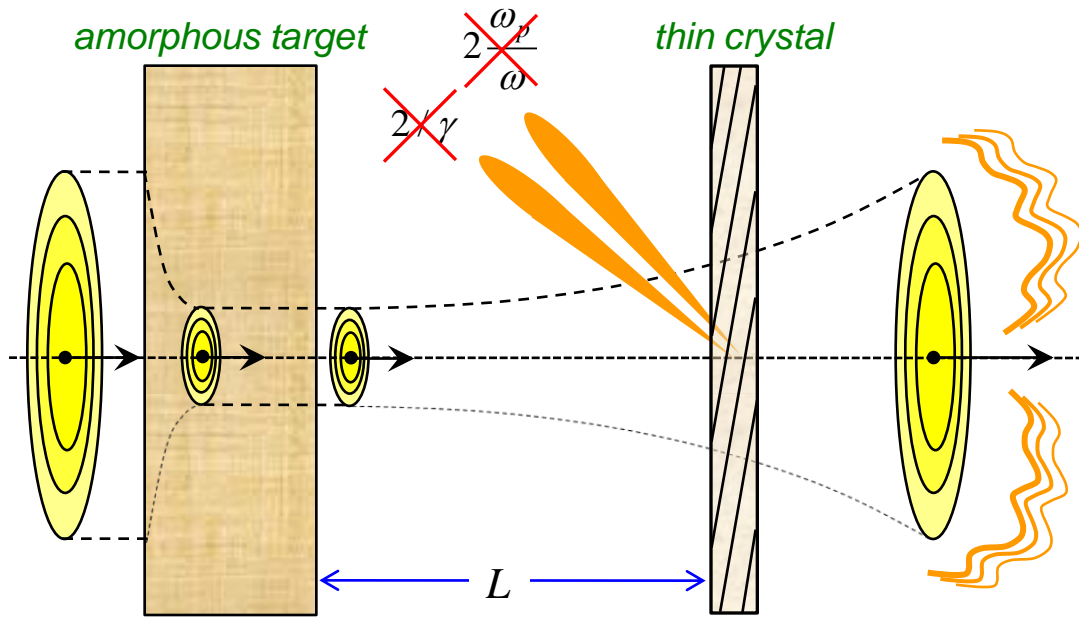
**Thin crystal** ( $d < 1 \mu\text{m}$ )



$\omega_p$  – plasma frequency

$\gamma$  – electron Lorentz-factor

# X-RAY EMISSION BY HALF-BARE ELECTRON



# CONCLUSIONS

Effects in 'half-bare' electron TR expected to be studied in the experiment at CLIO:

- Signal **enhancement** comparing to the case of 'dressed' electron (upstream screen absence)
- Signal **decrease** with the increase of distance between the screens

'Half-bare' electron manifestation in some other processes:

- Difference of ionization loss value in thin target from the result predicted by Bethe-Bloch formula within macroscopically large distances
- Modification of angular distribution and total yield of X-ray emission from thin crystal